

# SCORE

## 60

Corpo cilindrico a plafone dal design minimale e discreto. Disponibile in altezza custom a seconda delle necessità, può essere verniciato in un'ampia gamma di colori. Disponibile anche in versione a sospensione.

*Cylindrical ceiling-mounted body with a minimal and discreet design. Available in custom height according to need, it can be painted in a wide range of colors. Also available in suspension version.*



15°



24°



45°



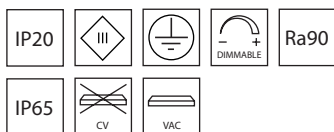
Altezza 200 mm / Alimentatore a bordo  
Height 200 mm / Driver on board



Altezza 120 mm / Alimentatore remoto  
Height 120 mm / Driver not included



Versione sospesa  
Suspended version



### FINITURE / FINISHES

Nero / Black RAL 9005	<b>NR</b>	Bianco / White RAL 9016	<b>BN</b>
Antracite / Anthracite	<b>AT</b>	Moka	<b>MK</b>
Corten	<b>CT</b>	Rame / Copper	<b>RM</b>
Ottone / Brass	<b>OT</b>	Alluminio / Aluminium	<b>AL</b>
Ottone brunito / Burnished brass	<b>OTBR</b>	Titanio L55 / Titanium L55 Galvanica / Galvanic	<b>TT</b>
Anodizzato Nero / Anodized black	<b>AN</b>	Anodizzato Alluminio / Anodized aluminium	<b>AA</b>
Anodizzato Bronzo / Anodized bronze	<b>BRS</b>	Anodizzato Champagne / Anodized champagne	<b>AC</b>
Cromo lucido / Polished chrome	<b>CR</b>	Oro lucido / Shiny gold	<b>OR</b>
Oro satinato / Satin gold	<b>ORST</b>	Oro rame / Copper gold	<b>ORM</b>
		Custom	<b>CS</b>

Code	XX (LED Color)	YY° (Optic)	ZZ (Power)	Flux
	HW (2700K)	15	O6 (6,3 W)	860 lm
SCR60**	WW (3000K)	24	O9 (9 W)	1200 lm
** = length	NN (4000K)	45		

### MATERIALI / MATERIALS

Corpo in alluminio estruso, disponibile in un'ampia gamma di colori.

*Body in extruded aluminum, available in a wide range of colors.*


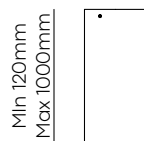
### ELETRONICA / ELECTRONICS

COB Led ad alta efficienza. Alimentatore ON/OFF a bordo solo per altezze superiori o uguali a 200mm. Dimmerabile remoto DALI, PUSH, DMX, 0-10, 1-10 e TAGLIO DI FASE.

*High efficiency COB Led. ON / OFF power supply on board only for heights greater than or equal to 200mm. Remote dimmable DALI, PUSH, DMX, 0-10, 1-10 and PHASE CUT.*

Driver remoto

Driver on board



Ø55mm

Ø55mm

