


SALMYA

Sospensione dal design minimale, luce diretta spot con diverse ottiche, per concentrare il fascio luminoso su aree specifiche dell'ambiente e creare luce d'accento. Paralume decorativo per creare un effetto di presenza nello spazio.

Suspension with a minimal design, direct spot light with different optics, to focus the light beam on specific areas of the environment and create accent light. Decorative lampshade to create an effect of presence in the space.




20°



30°



44°



EL



FINITURE / FINISHES

Nero / Black RAL 9005	NR	BN	Bianco / White RAL 9016
Antracite / Anthracite	AT	MK	Moka
Corten	CT	RM	Rame / Copper
Ottone / Brass	OT	AL	Alluminio / Aluminium
Ottone brunito / Burnished brass	OTBR	CS	Custom

Code	XX (LED Color)	YY° (Optic)	ZZ (Power)	Flux
	HW (2700K)	20		
SLM**	WW (3000K)	30	06 (6 W)	735 lm
** = diam.	NN (4000K)	44		
		EL [14+53]		

MATERIALI / MATERIALS

Struttura composta da tiratura lastra e corpo tornito in alluminio, verniciato, corredato di lente Ledil.

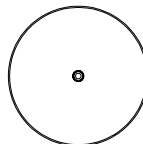
Structure made up of plate and turned body in painted aluminum, equipped with Ledil lens.

ELETTRONICA / ELECTRONICS

Led ad alta efficienza. Driver ON/OFF integrato e su richiesta remoto dimmerabile DALI, PUSH, DMX, 0-10, 1-10, TAGLIO DI FASE.

High efficiency LED. Integrated ON / OFF driver and remote dimmable DALI, PUSH, DMX, 0-10, 1-10, PHASE CUT on request.

Ø480mm



Ø280mm

